


B9 SPI Panel Remote

Model No.:B9

Product Feature

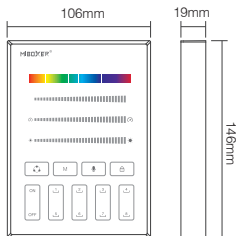
- Align the color and adjust length (number of Pixel pt) of SPI strip, select dynamic mode and control speed,save 8 scene
- 2.4G wireless transmission technology with fast speed for transmitting, stable signal and strong ability for anti-interference
- Control multi devices at the same time, support communication with multi devices
- Changing dynamic mode,color, brightness and dynamic lighting feature
- Editing width and color for dynamic mode
- Setting time and color for ON/OFF
- Working with multi controllers (control distance 30m)
- Magnetic holder with simple installation
- Wide application for commercial or home lighting, create ambience lighting



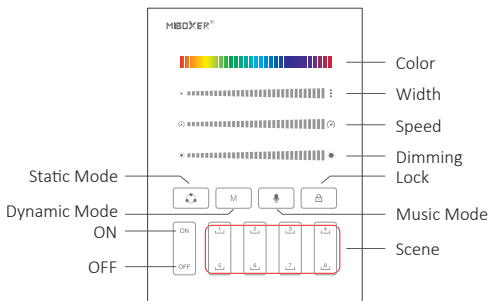
Product Parameter

Product Name:	SPI Panel Remote
Model No.:	B9
Working voltage:	3V(AAA*2PCS)/ DC3.3V
Standby consumption:	30μA
Transmitting:	6dBm
Protocol:	2.4GHz RF
Modulation:	GFSK
Control Distance:	30M

Working temperature:	-10~40°C
EMC standard:	ETSI EN 301 489-1 V2.2.3 ETSI EN 301 489-3 V2.3.2
Security standard:	EN 61347-2-11:2001+A1:2019 EN 61347-1:2015+A1:2021 EN 62493:2015+A1:2022
Radio equipment:	ETSI EN 300 400 V2.2.1
Certification:	CE, EMC, LVD, RED



Indication



Button Explanation

Static Mode Button:

Switch pure static lighting

Dynamic Mode Button:

Short press to switch dynamic mode

Music Mode Button:

Short press to switch music mode

*Under Music mode : You must press music mode button one more time if you want to do other operation

Scenes Button:

Only work for dynamic and music mode, short press to get scenes

Long press to save current scene while the light is under dynamic mode

Lock Button:

Remote is locked automatically without any operation within 15 seconds, short press 1 time to unlock it
Long press "Lock" button 3 seconds to shut it down

RGB slider:

Touching to dim RGB

Pixel points slider:

Touching to set length and width

(checking more details from following instruction)

Speed slider:

Touching to set speed

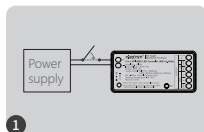
Brightness slider:

Touching to dim

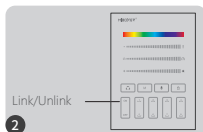
Under music mode : it can adjust sensitivity of microphone chip

Link/Unlink

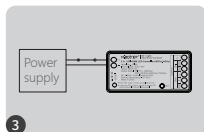
Link controller must link with remote before using it



turn off light 10 seconds
and turn on again



short press "ON" 3 times
within 3 seconds

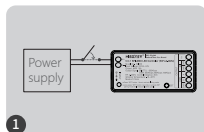


link is done once light
flashes 3 times slowly

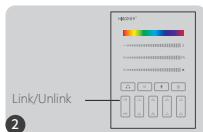


Link is failed if light doesn't flash, please repeat above steps
(Attention: can not link again if remote already finished linking)

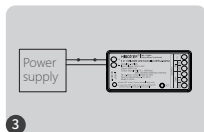
Unlink:



turn off light 10 seconds
and turn on again



short press "ON" 5 times
within 3 seconds



link is done once light
flashes 10 times quickly



Unlink is failed if light doesn't flash, please repeat above steps
(Attention: no need to unlink if the light never be linked)

Setting Length (Pixel number: mini 8pt, max 2048pt)

Long press "ON" 5 seconds until lighting up white color and last point is blinking



Sliding to change length



Short press to add one pt, long
press to add pt continuously

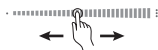


Short press to reduce one pt, long
press to reduce pt continuously

Short press "ON/OFF" to leave out once setting is done

Setting width for dynamic mode

Sliding pixel number to change pt number and get different length for dynamic mode which have various sections.



Setting time and color for ON/OFF

Short press "OFF" 5 seconds to enter into running ON/OFF



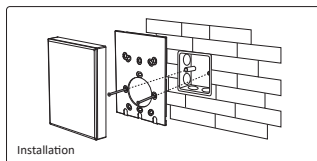
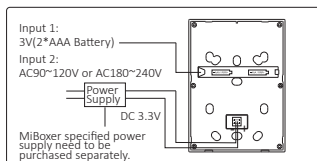
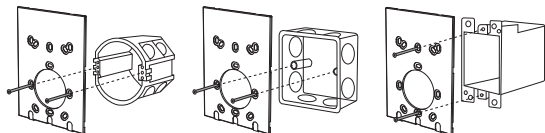
Sliding "Speed" to set time for ON/OFF

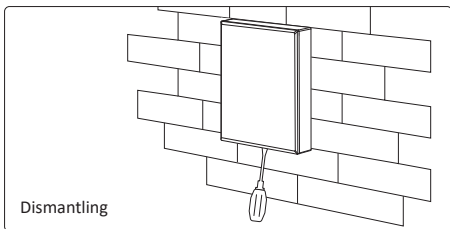


Sliding "RGB" to set color for ON/OFF

Short press "ON/OFF" to leave out once setting is done

Installation





Attention:

1. Only compatible with Miboxer SPI led controller
2. Don't use it in humidity or high temperature area, please take out battery if don't use it frequently and keep it in dry or static electricity area
3. Don't use it near metal or strong magnetic area, it will affect signal and lost distance.



Made in China